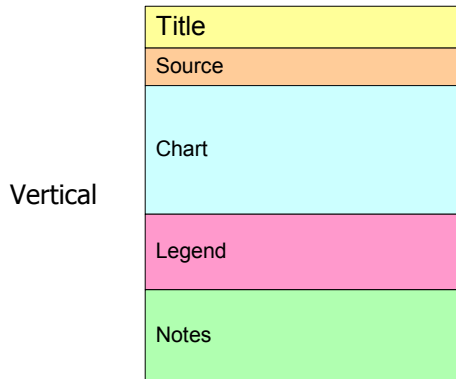


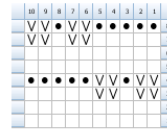
Layouts

Knit Visualizer provides you with several layouts to choose from in the Preview Dialog. The default layout is Vertical. Select a different layout in the dropdown to change the layout, the effect is immediate and you will see the new layout. Here is a summary of the different layout types. Name, layout diagram and an example chart using the layout.



Rocks and Trails

Judy Alexander



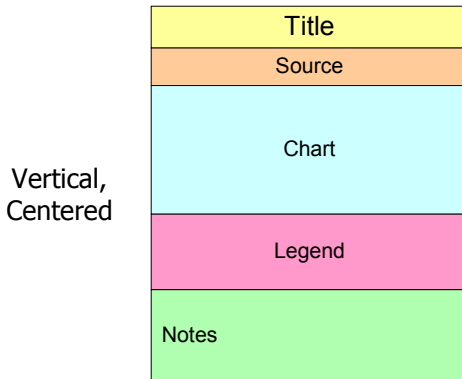
Legend:

- knit
knit stitch
- slip
Slip stitch as if to purl, holding yarn in back
- purl
purl stitch

Created in Knit Visualizer (www.knitfoundry.com)

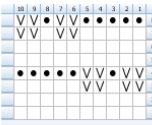
Notes:

Pattern for Rocks and Trails sock pattern available at theknitter.com
Used in The Sock of the Month club in 2005
Sock pattern used two colors, grey and white. Use white for rows 1,2,5,6. Use grey for rows 3,4,7,8.



Rocks and Trails

Judy Alexander



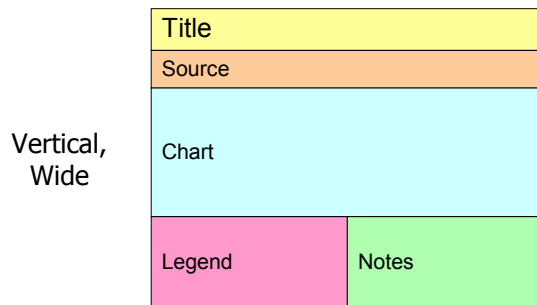
Legend:

- knit
knit stitch
- slip
Slip stitch as if to purl, holding yarn in back
- purl
purl stitch

Created in Knit Visualizer (www.knitfoundry.com)

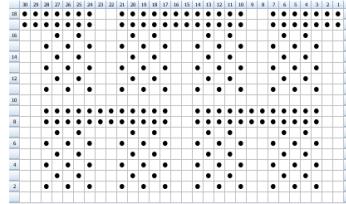
Notes:

Pattern for Rocks and Trails sock pattern available at theknitter.com
Used in The Sock of the Month club in 2005
Sock pattern used two colors, grey and white. Use white for rows 1,2,5,6. Use grey for rows 3,4,7,8.



Square Lattice

Barbara Walker, book #2



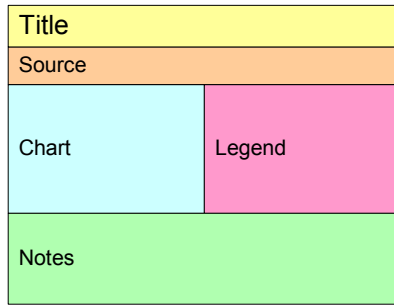
Legend:

- knit
- purl

Created in Knit Visualizer (www.knitfoundry.com)

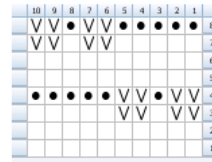
Notes:
Use this pattern to add some great texture to your garments.

Horizontal



Rocks and Trails

Judy Alexander




- Legend:**
- knit
knit stitch
 - slip
Slip stitch as if to purl, holding yarn in back
 - purl
purl stitch

Created in Knit Visualizer (www.knitfoundry.com)

Notes:

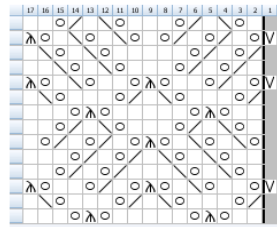
Pattern for Rocks and Trails sock pattern available at theknitter.com
 Used in The Sock of the Month club in 2005
 Sock pattern used two colors, grey and white. Use white for rows 1,2,5,6. Use grey for rows 3,4,7,8.

Horizontal
(Long Legend)



Diamond Fantasia

BW



- Legend:**
- No Stitch
Placeholder - No stitch made.
 - knit
knit stitch
 - yo
Yarn Over
 - s1 k2tog pss0
slip 1, k2tog, pass slip stitch over k2tog
 - k2tog
knit two stitches together as one stitch
 - ssk
Slip one stitch as if to knit, Slip another stitch as knit. Insert left-hand needle into front of these stitches and knit them together
 - slip
Slip stitch as if to purl, holding yarn in back

Created in Knit Visualizer (www.knitfoundry.com)

Notes:

This pattern was used in a sock for theknitter.com's sock of the month club in 2005. Pattern based on Diamond Fantasia pattern by Barabara Walker